




SSoW 17 - Recommended method of manually unloading - Metal Web Joist, I-Joist and Ancillary Timbers

CUSTOMERS ARE NOT TO ACCESS THE BED OF THE VEHICLE. EMPLOYEES DO NOT ACCESS THE BED OF THE VEHICLE UNLESS ABSOLUTELY NECESSARY AND ONLY WHEN USING AGREED METHOD OF WORKING AT HEIGHT EQUIPMENT.

Personal Protective Equipment (PPE) Required



Head Protection



Hi Vis Wear




Safety Footwear



Hand Protection
Gloves can be removed
to untie/tie rope knots


Main Hazards



Weather



Manual Handling



Slip, Trip, Falls



Falling Items



Falling Items
from Above

Method

1. Before removing the ratchet straps, the driver will use SSoW 17 to explain to the customer how the unloading process works even if the customer is already aware of this document, it is a useful reminder.

2. The customer is responsible for providing an appropriate number of able-bodied personnel for the unloading of all materials.

There will be a requirement to have a minimum of 2 able bodied persons to manual unload the Metal Web Joist, I-Joist and Ancillary Timbers. (This does not include the driver).

3. The customer is responsible for the provision of sufficient labour to lift the product in accordance with the Manual Handling Operations Regulations 1992.

The manual lifters **MUST NOT** lift and load beyond their lifting capacity.

Do they understand the SSoW 17?

Are there minimum of 2 capable persons to unload?

Not unloading onto public highway?

If the above are not met, the driver will contact his manager for instruction of which may result in the load being returned to the manufacturer.

